

ULTRA FLEX

HIGH PERFORMANCE LIQUID
WATERPROOFING SYSTEM



www.ultra-flex.com
info@ultra-flex.com

ULTRAFLEX

TECHNICAL DATA

PROPERTIES	VALUES	METHOD
Specific gravity (kg/m ³)	1.320 ~ 1.420	DIN 53 217
Viscosity at 23°C	2.650 cps	ASTM D2196-86
Dry extract	>90	EN 1768
Flash Point (°C)	42°C	ASTM D93
Ashes at 450°C % weight	42 ~ 47%	EN 1879
Temperature	2°C and rising and not exceeding 30°C	
Hardness Shore A at 23°	C >75	
Tensile strength	<i>Reinforced with Ultraflex matting</i> >10 MPa *	
Dry time	2-8 hours. Fully trafficable 24 hours	
Overcoat time	±5 ~ ±48 hours	
Tensile strength	7 MPa	
Elongation	<i>Reinforced with Ultraflex matting</i> <100% *	
Water vapour resistance	μ=2.500	
Concrete adherence	>2 MPa	



**UN-REINFORCED. Tensile Strength >3MPa. Elongation >400%*

ULTRATOP

ULTRATOP is a glossy protection layer for Ultraflex on flat roofs, balconies, walkways and maintenance strips.

yield	±150 g/m ² /coat
tack free time at 23°C	±25 minutes
recoat time at 23°C	1~48 hours
application method	by brush or roller
Coverage per drum	30 sqm

Standard colour anthracite grey RAL 7043. Other colours available subject to minimum quantity and longer leadtime.



APPLICATION GUIDE

BENEFITS & PRODUCT INFORMATION

- ▲ BBA certified for life in excess of 25 years.
- ▲ NHBC and Green Roof Approval.
- ▲ Ultraflex can be used on new or existing roofs, walkways, balconies, gutters etc.
- ▲ Ready to use straight out of the tin, application with solvent resistant roller.
- ▲ Use fully reinforced with Ultraflex matting ensures easy 'wet on wet' application.
- ▲ Can be used all year round – moisture curing.
- ▲ Fully trafficable when cured.
- ▲ Instantly rain resistant once the matting is encapsulated.
- ▲ Once installed, forms a seamless membrane.
- ▲ Excellent adhesion to different substrates: plywood, bitumen membranes, asphalt, metals, brick, concrete, wood etc.
- ▲ Fresh concrete must be cured for 28 days.
- ▲ **On EPDM and TPO it is recommended to install patch test to check compatibility.**
- ▲ **Do not use silicone sealants. Always use ULTRA-FLEX sealant or other compatible PU based mastics.**

ULTRAFLEX APPLICATION INSTRUCTIONS

STIR BEFORE USE

1. Apply when ambient temperature is minimum of 2 degrees and rising and not exceeding 30°C.
2. Ensure substrate is in good condition, dry, clean and free from dust, moss or lichen.
3. All edge trims to be fixed to substrate prior to application of Ultraflex.
4. Ultraflex is self-terminating, if brickwork is in good condition, strike a line using tape on the brickwork to coat up to (important: when the Ultraflex has been installed ensure the tape is pulled before the Ultraflex is dry). If the brickwork is in poor condition a termination bar or flashing is required.
5. Open tin and mix thoroughly before using.
6. Apply Ultraflex straight out of the can onto the substrate using a solvent resistant roller. Dry roll Ultraflex matting into the product until the Ultraflex is drawn through, then immediately apply another coat of Ultraflex ensuring the matting is fully embedded avoiding any pinholes.
7. It is advised to start at the perimeter of the area including upstands to a minimum of 150mm (if possible), ensuring the matting overlaps any trims (including fixings) / joints / change of material by 50mm.

8. Infill the remaining field area using the same method as above using Ultraflex matting, at a minimum coverage rate of 1.5kg per m². The whole area including trims must be coated to form a continuous seamless membrane. Please take time to make sure no pin holes exist. Drying time will be approx. 2-8 hours depending on weather, fully cured in 24 hours.

Coverage: A drum of Ultraflex will cover 8 to 10 sqm depending on the surface. Please note this coverage may be affected by the contractor experience in applying Ultraflex system.

9. ULTRATOP:

Apply Ultratop topcoat for a glossy finish and guarantee once the ultraflex is fully cured and no later than 48 hours after Ultraflex application.

STORAGE

- ▲ Store unopened in original container in a cool dry place within 5°C – 25°C, out of direct sunlight.
- ▲ Protect from frost. Keep away from sources of ignition.
- ▲ For transportation purposes ensure that product is upright and the lid fully closed.
- ▲ **SHELF LIFE:** Expires after 12 months, at temperatures between 5° C and 35°.



APPLICATION SYSTEMS



FLAT ROOF

1. Substrate preparation / 2. ULTRAFLEX Membrane
3. ULTRATOP Topcoat




PAVED ROOF

1. Substrate preparation / 2. ULTRAFLEX Membrane
3. Thin layer of ULTRAFLEX broadcasted with chippings / 4. Pavement installation



WOODEN FLAT ROOF

1. Substrate preparation / 2. ULTRAFLEX Membrane
3. ULTRATOP Topcoat




INCLINED ROOF

1. Substrate preparation / 2. Mortar pitch
3. ULTRAFLEX Membrane / 4. ULTRATOP Topcoat




REHABILITATION OF ROOFS

1. Substrate preparation / 2. ULTRAFLEX Membrane
3. ULTRATOP Topcoat



TRADITIONAL ROOF (ISOLATION)

1. Substrate preparation / 2. PU Foam
3. Mortar pitch / 4. ULTRAFLEX Membrane
5. ULTRATOP Topcoat



GREEN ROOF

1. Substrate preparation / 2. ULTRAFLEX Membrane
3. Green roof finishing



**ULTRA
POLYMERS**

ULTRA LIQUID POLYMERS LTD

www.ultra-flex.com / info@ultra-flex.com

**EAGLE
GROUP**

www.eagle-waterproofing.com

info@eagle-waterproofing.com